



Welcome to the Merimbula Public School Information Presentation for Kindergarten 2021



Education

K
I
N
D
Y

2
0
2
1



Merimbula Public School

Kindergarten Orientation!



Enrolment acceptance letters have been sent home this week. If you do not receive yours by Monday, October 26, please call our Administration Office on (02)64951266.

Staggered Drop-off/Pick-up Times:

Girls: 9.15am-12.00pm / Boys: 9.30am-12.15pm.

Children are to pack lunch/a snack/a water bottle/a hat.

We are excited to welcome over 50 children to our wonderful school

Community & Kindy family!

We look forward to seeing their smiling faces on:

November 11

November 18 and

November 25

Smooth Start Information packs will be provided to families during the program.

Ph: 6495 1266

www.merimbula-p.schools.nsw.edu.au



Education

WELCOME!

K
I
N
D
Y

2
0
2
1



Merimbula Public School

ORIENTATION WEEKS 1&2

Zone 1 Group

**Pick-Up/Drop-Off Point -
Randolph Street Admin Office Gate**
*Sign in with Kindy Teacher Mr Ben Kirk &
Assistant Principal Mrs Janelle Hodsdon*

ORIENTATION Activity 1

Equipment & Sand Play

ORIENTATION Activity 2

Classroom Fine Motor Skills

ORIENTATION Activity 3

Gross Motor Fun in the Hall

Zone 2 Group

**Pick-Up/Drop-Off Point -
Randolph Street Hall Gate**
*Sign in with Kindy Teacher Ms Jodi
Vaughan and Learning Support Teacher
Mrs Corinna Mace*

ORIENTATION Activity 1

Gross Motor Fun in the Hall

ORIENTATION Activity 2

Equipment & Sand Play

ORIENTATION Activity 3

Classroom Fine Motor Skills

Zone 3 Group

**Pickup point - Henwood Street
Back Oval Gate**
*Sign in with Kindy Teacher Mrs Jenni
Smith and Principal Ms Michelle Hulme*

ORIENTATION Activity 1

Classroom Fine Motor Skills

ORIENTATION Activity 2

Gross Motor Fun in the Hall

ORIENTATION Activity 3

Equipment & Sand Play



Ph: 6495 1266
www.merimbula-p.schools.nsw.edu.au



OUR SCHOOL VISION

Merimbula Public School aims *to provide an environment where achieving one's best is inevitable.*

Our school values:

- **Responsibility** - Doing the right thing at the right time;
- **Respect** – Treating others how you would like to be treated;
- **Resilience** – Dealing with life's challenges and staying positive.



Education



PREPARING AT HOME



There are a number of things to plan and organise before school starts.

- Budgeting –
New Costs/Activities (Incursions/Excursions/Items for Class)
- School Uniforms –
Uniforms (& a bag, lunchbox, hat, shoes/runners)
- Voluntary School Contributions –
Voluntary/Support Programs (\$45 p/a per child)
- Medical Information/Needs–
Asthma/Anaphylaxis/Emergency Response Plans (& Medications)





DAYLIGHT SPORTSWEAR UNIFORM SHOP

Uniform Shop Times 2021:

- Weekdays from 8.30-9am;
- Online store (see handout).

The Uniform Shop will also be open for onsite visits in December (December 1-11). Please book an appointment time via our office on (02)64951266, to support us in adhering to NSW Health and Department of Education COVID-Safe regulations.

Keep up to date with special times/days via our Facebook page.

Our Canteen also sells second-hand items for \$5 or \$10. Please contact our office for details.

OUR TEACHERS



Our 2021 Kindergarten teachers are very excited to be supporting your child's transition, and getting to know them.

- KB – Mr Ben Kirk
- KV - Ms Jodi Vaughan (top)
- KS – Mrs Jenni Smith (bottom picture)

Ms Vanessa Bain will be the Stage 1 (Year 1&2) and Early Stage 1 (Kindy) Leader / Assistant Principal.



ENROLMENT PROCESS



Application to enrol in a NSW Government school

Thank you for your interest in seeking enrolment in a NSW Government school.

This application to enrol form is to be completed in English. If you need an explanation of any of the questions or help in completing this application, please ask for assistance from the school staff. You are welcome to provide further information on an attached sheet.

Before beginning to complete this form please refer to pages 15 and 16 of this form for details about completing this application and documents that you are required to provide to the school. An explanation of the purpose and use of the information you provide is given on page 13.

The school will notify you of the results of your application. The information you have provided will be used by the school for student enrolment if your application is accepted. Please do not purchase items such as uniforms until you receive confirmation of enrolment.

Student details	
A. Student details	
Family name	
First given name	
Second given name	
Preferred first name	
Gender	<input type="radio"/> Male <input type="radio"/> Female
Date of birth	<div>day</div> <div>month</div> <div>year</div>
Into which year are you seeking to enrol this student? (mark only one box)	<input type="radio"/> K <input type="radio"/> 1 <input type="radio"/> 2 <input type="radio"/> 3 <input type="radio"/> 4 <input type="radio"/> 5 <input type="radio"/> 6 <input type="radio"/> 7 <input type="radio"/> 8 <input type="radio"/> 9 <input type="radio"/> 10 <input type="radio"/> 11 <input type="radio"/> 12
Intended start date	<div>day</div> <div>month</div> <div>year</div>
OFFICE USE ONLY	
School name	
Student registration number	<div></div> <div></div> <div></div> <div></div> <div></div> <div></div> <div></div> <div></div>
Date of enrolment at this school	<div>day</div> <div>month</div> <div>year</div>
Roll Class (eg 3 SMITH, 9R2)	
Current scholastic year in which the student is enrolled (K-12)	<input type="checkbox"/> <input type="checkbox"/>
House group	
SRE/SEE class	
Out of home care	<input type="checkbox"/> Yes <input type="checkbox"/> No
Name of statutory care provider	

Department of Education | Application to enrol in a NSW Government school

1

Thank you for supporting us with enrolling your child early. Our enrolment process involves:

- Collecting Information / Enrolment Forms – *Medical, Disability, Education Needs*
- Meeting Children/Families – *What are your hopes/wishes? What are other ways we can help?*
- Contacting Childcare Centres- *Gaining educational background*

Enrolment Interview	
Child: _____ Age: _____ D.O.B.: _____	
1. Welcome/Interviewee:	
2. Other Children in School(s):	
3. Read Through Enrolment Form/Discussion:	
<input type="checkbox"/> Background <input type="checkbox"/> Parents/Carer Employment (FOEI Related) <input type="checkbox"/> Separated/Custody/Special Family Issues <input type="checkbox"/> Special Circumstances <input type="checkbox"/> Hearing Support/Needs <input type="checkbox"/> Vision Support/Needs <input type="checkbox"/> Speech Support/Needs <input type="checkbox"/> Behaviour Support/Needs <input type="checkbox"/> Permission to Publish <input type="checkbox"/> Other	
4. Students To Be Placed With:	5. Students NOT To Be Placed With:
6. Parent/Carer's Hopes and Wishes:	
7. Parent/Carer's Concerns:	
8. Learning Background (Explain RE Best Start):	<input type="checkbox"/> Reading <input type="checkbox"/> Writing <input type="checkbox"/> Maths <input type="checkbox"/> Other
9. Requests/Questions/Concerns RE Teachers:	
10. Questions/Feedback about Merimbula PS (incl. Why did you choose our school?):	



Education



Transition Visits:

Classroom Visits

- Meeting Buddies, Reading/Drawing Activities/Fruit Break

Buddy Passport Tour

- Principal & Office, Library, Classroom, K-2 Eating Area/Toilets, Oval & Vege Garden, Canteen & Hall) and Singing in Classroom/Fruit Break

Buddy Sports and Games, Lunchtime Visit/Play, Songs & Passport Completion



- Parent Information Kit:
- *Complimentary Library Bag*
- *Preparing for Kindergarten Information*
- *Learning Resources*
- *Bus Travel Information*
- *(Policies and other information are sent out in Term 1 and are on our web site).*

Prior To School Settings



In the prior to school environment parents/educators are responsible for the education and care of the child.

Children are free to move around the home/centre choosing activities that are of interest to them.

PLAY is used to promote learning because this is how young children learn and play supports **all** aspects of development.



The Importance of Play

Play assists children to become **engaged** and **successful** learners.

Play encourages curiosity, problem solving, persistence, commitment, cooperation and resilience.

Play helps develop language and communication skills.

Play helps develop **literacy and numeracy** skills.

TRAVEL TO AND FROM SCHOOL

Rural and regional school travel

Apply online for free school travel in rural and regional NSW. You only need to complete one form, even for journeys using more than one operator.

Who can apply?

To be eligible for free school travel, students may need to live a minimum distance from their school:

Years K-2 (Infants)
There is no minimum distance.

Years 3-6 (Primary)
More than 1.6km straight line distance or at least 2.3km walking.

Years 7-12 (Secondary)
More than 2.0km straight line distance or at least 2.9km walking.

Who needs to apply

You only need to apply if the student has never been approved for free school travel before. Students in a shared parental responsibility situation (e.g. joint custody) should submit a separate application for both addresses.

How to update your details

You need to update student details online if the student is changing their name, address, school or campus, or their Transport operator. You can update them at apps.transport.nsw.gov.au/ssts/updatedetails#updateDetails

Frequently asked questions

Does the approved free travel include travel outside school hours?
Approved free school travel is only for travel to and from school. So for travel after hours, on weekends or during school holidays, students will need to buy a ticket.

What if there's no public transport in my area?
In areas where there is no public transport, you may be able to get a subsidy for driving the student to school. For details, visit transport.nsw.info/school-students

How do I apply if the student needs to travel from two addresses because the parents live separately?
Each parent (or the student if aged 16 or over) needs to apply separately for each address. The same minimum distances apply.

How to apply for free travel for the first time

You can apply for free school travel for next year from the start of Term 4 this year.

Step 1
Once you have enrolled your child at the new school, apply online by giving your home address and telling us which bus company the student needs to travel with between home and school. You can apply online at apps.transport.nsw.gov.au/ssts/home#/howToApply



Step 2
The school then confirms to us that your details are correct.

Step 3
We will then work on your application. You will get an email confirming if the student is approved for free travel. If so, we will tell your local bus company who may send a school travel pass (if needed) to your school or, in some cases, the bus company will contact you directly about travel arrangements.

A parent or guardian must apply for students aged 15 years and under. Students who are 16 years and over must apply for themselves.

Want to know more?
For more information, visit transport.nsw.info/school-students
For help in your language, call the Translating and Interpreting Service (TIS) on 131 450.

Privacy
For information on how we handle personal information please refer to the Open Privacy Policy at transport.nsw.info/ssts/privacy-policy and the School Bus Terms at transport.nsw.gov.au/school-bus-terms



- All Kindergarten children (and those from K-2) are able to get free bus travel (to/from school). There is no minimum distance.
- If you require a bus pass, please complete the online application form at:
transportnsw.info/school-students
- Assisted transport funding can be applied for if your child lives beyond walking access to a bus stop. See our Administration Staff (Mrs Jackie Roberts) for details.
- Our staff put symbols on students' hands in Term 1, so that they can be supported in getting to the correct line/area: 15=Bus Numbers/P = Pick Up/ W= Walking Line

YOUR CHILD'S BELONGINGS



- Use a permanent laundry marker to label clothes, hats and shoes, or sew or iron on personalised labels.
- Go through your child's bag with them each night, check for notes & check that labels haven't faded with washing.
- If something doesn't come home, ask at the office where the school's lost property area is.



A SMOOTH START – SCHOOL TIMES

- Children and are always supervised by qualified teachers, whether they are in the classroom or on the playground.
- School starts at 9.00 am (8.55am bell) for all students and ends at 2.55 pm.
- Teachers are on duty/supervising from 8.30am. *Students should not arrive before this time. There is no supervision after 2.55pm, therefore the equipment/play areas cannot be used.*
- In 2021, we will be again be ringing the morning bell at 8.55am.



A SMOOTH START – SCHOOL ACTIVITIES

Children have their “Home Class Teacher” for all activities except:

- If the teacher is absent/released for professional learning courses;
- When their teacher has Duties Other Than Teaching (DoT). During this time your child will attend the following weekly activities:
 - ✓ *Media and Text Studies – with a librarian (to learn and borrow), Mrs Feneck or Mrs Pearce.*
 - ✓ *Japanese and Asian Cultural Studies – With Sensai Fowler (Mrs Amanda Fowler).*
 - ✓ *In 2021, Kindy students will also have PE with specialist teacher Mr Mark Moses, and music with specialist teacher Ms Arati George.*

A SMOOTH START



- Your child is not expected to be able to read or write before starting school.
- It would be helpful if he/she could recognise their name.
- If you spend some time with your child reading and doing other fun activities, they will be off to a great start.
- The main thing is that your child feels confident about starting school.
- Please do not teach them to write their name all in capital letters. If teaching them to write their name, please only capitalise the first letter.





NUMERACY |



MATHEMATICS


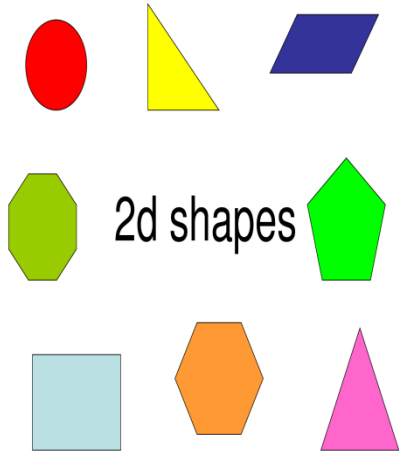
- Some tips for helping you child with numeracy:
 - ✓ Use objects - fingers or blocks – so you child can see and count one at a time.
 - ✓ Play games – such as dominoes, snakes and ladders, card games or board games involving dice. This will help your child to recognise patterns and to count.
 - ✓ Shapes – Look at the shape of objects in the home or garden, see what shapes your child can recognise, eg: the roof is a triangle.





BY THE END OF KINDERGARTEN, STUDENTS ARE EXPECTED TO BE ABLE TO:

- ✓ Count numbers to 30
- ✓ Read numbers to 20
- ✓ Write numbers to 20
- ✓ Add numbers to 10
- ✓ Subtract numbers to 10
- ✓ Share objects
- ✓ Use everyday language to describe position
- ✓ Use the language of measurement
- ✓ Identify and describe simple 2D and 3D shapes



- ✓ Share objects
- ✓ Use everyday language to describe position
- ✓ Use the language of measurement
- ✓ Identify and describe simple 2D and 3D shapes



LITERACY





READING



- Some tips for helping you child with Literacy
 - ✓ **Read aloud** – to your child every day. Try use different voices, lots of emotion, use sound effects and funny faces. Change the tone in your voice, vary the loudness or softness.
 - ✓ **Talk with your child** – about the meaning of a book you have just read or ask them about different ways to solve a problem.
 - ✓ **Practice** – reading and writing at home, eg making grocery lists, writing the alphabet, playing word games such as Boggle.





LITERACY INCLUDES:

Reading, Writing and Speaking and Listening.

The components of a literacy session should include:

- ✓ *Daily modelled and independent writing.*
- ✓ *Daily modelled / shared and guided reading.*
- ✓ *Daily talking and listening activities.*
- ✓ *Daily reading to students.*



WRITING

- ✓ Sentences
- ✓ Modelled Writing
- ✓ Handwriting



FOUNDATION STYLE


The NSW Foundation Style (graphic overview)

THE
SMALL
LETTERS *u y v w a d g q c e o*
f j s n r m h k b p l t i x z
(optional)

THE
CAPITAL
LETTERS *U C G O Q J S*
B P R D I L E F H T
(optional)
A V W M N
K Y X Z

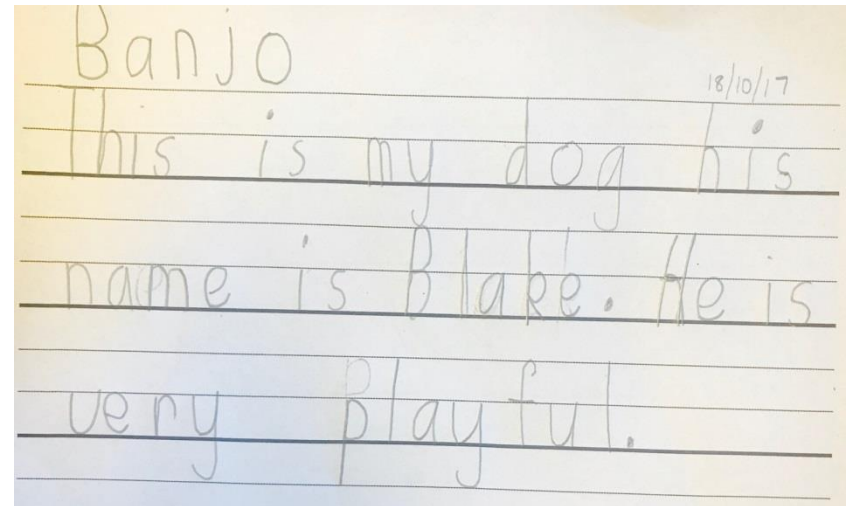
THE NUMERALS *0 1 2 3 4 5 6 7 8 9*

INDEPENDENT WRITING


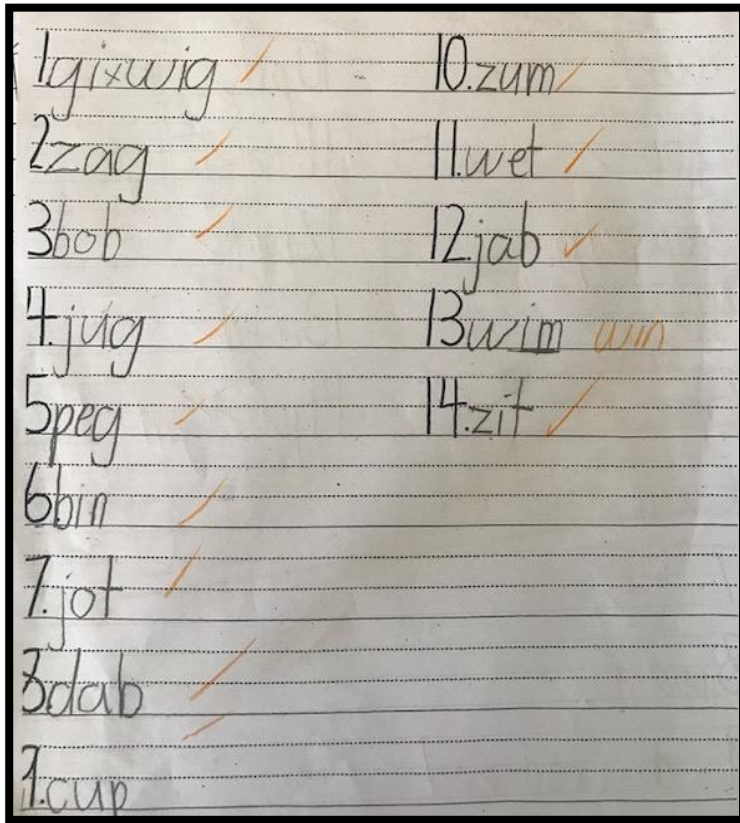


Beginning of Kindergarten

End of Kindergarten



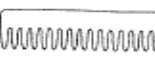













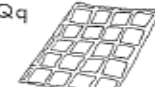











INDEPENDENT WRITING



My Alphabet Chart

Name _____

Aa  apple	Bb  book	Cc  comb	Dd  duck
Ee  egg	Ff  fish	Gg  gate	Hh  hammer
Ii  igloo	Jj  jack-in-the-box	Kk  key	Ll  lollipop
Mm  mouse	Nn  nose	Oo  orange	Pp  pen
Qq  quilt	Rr  rabbit	Ss  sandwich	Tt  tomato
Uu  umbrella	Vv  van	Ww  watermelon	Xx  xylophone
	Yy  yo-yo	Zz  zebra	

INITIAL SOUNDS

QUALITY LITERATURE & BOOKS



- ✓ Model good reading
- ✓ Build vocabulary
- ✓ Display the richness of language
- ✓ Tell stories
- ✓ Teach Themes and build field knowledge
- ✓ Inspire writing



SPEAKING AND LISTENING

- ✓ Rhymes
- ✓ Songs
- ✓ News
- ✓ Reporting on Activities
- ✓ Drama
- ✓ Group Work
- ✓ Sharing Time





LIFE AT SCHOOL

- Kindergarten classrooms are happy, exciting and bright places.
- They will sing and learn about science, numbers, letters, shapes and patterns.
- They will work on computers and do many other activities.



HEALTHY DAYS (AND NIGHTS)

- Your child needs healthy food for energy and concentration at school. A healthy breakfast will sustain them through the morning and then they need a range of healthy foods for recess and lunch to get them through the school day.
- Bed time should be around 7.30pm at the latest.

- Our break times are:

Crunch and Sip – Usually around 10am (or between 9-11am)

Lunch – 11am to 11.30am

Recess – 1.15pm to 1.55pm

- Write their name on their lunch box, water bottle and any other containers.
- Pack food that is easy to open, easy to eat and not messy.
- Work on opening packaging and containers.
- We only have recycling bins (rubbish comes home).





ARE WE A NUT FREE SCHOOL?

NO

- Many children suffer from allergies to a variety of foods, ticks and other materials, and may experience minor or life threatening reactions. We cannot guarantee the elimination of these items (ie: if a child eats peanut butter before school). We do educate classes though, and ask parents to bring in tissues and hand soap at the start of each year.
- Our ‘Sandy Beach Café’ / Canteen does not sell nuts.
- Our canteen is open daily. Lunch orders are collected before 9am. Special food order days occur twice a term.

Ready for school checklist

This year

- ✓ Attend school orientation or transition to school program.
- ☐ If your child has an allergy, medical condition, takes medication or has any special needs, inform the school as early as possible.
- ☐ Fill in a travel pass online application if this applies to you.
- ☐ Organise out of school hours care.
- ☐ Practise walking or travelling to school.
- ☐ Continue reading to your child.

Things you might to buy

- ☐ School uniform (summer, sports, hat, school bag).
- ☐ White socks and running shoes
(try velcro straps if your child can't tie laces).
- ☐ Lunch box, water bottle and raincoat.





**Thank you for reading
Merimbula Public School's
Information Kit Resources
for Kindergarten 2021**

**We look forward to welcoming
you to our Kindergarten Family
& school community in 2021**



Education