



Welcome to the
Merimbula Public School
Information Presentation
for Kindergarten 2022



Education

Kindergarten 2022 – Updated COVID Safe Orientation Program

Enrolments and Orientation Programs – Updated Department Advice:

- The orientation and transition guidelines are now available.
- New **enrolment interviews** will be booked when all enrolment form documentation is completed. Enrolment forms can be completed online via our website at: merimbula-p.school@det.nsw.edu.au
- **Documentation** can be submitted online or via the drop box at our gate (or by having someone from the office meet you at the gate for a contactless drop-off) and should be accompanied by: 100 points of proof of address, an immunisation certificate, birth certificate and additional support needs information provided prior to interview.
- *At this time we are not permitted to hold any enrolment interviews on-site. This will be the same under Level 2 restrictions. All interviews will be held via phone or zoom. **For families with previously scheduled enrolment interview times, your times will stay the same. We will be in contact with you to see if you would prefer a phone or Zoom interview.***



Schools operating under Level 3 and Level 2 settings can conduct orientation and transition activities on the school site with restrictions, in align with COVID-Safe practices, as follows:

- **Parents and carers are only permitted to drop off and pick up their child and must not remain on-site.**

For orientation visits to take place within the school, the following requirements must be in place:

- All students **attending the orientation** must have all previously mentioned **documentation** provided to the school. This will also mean that any relevant Health Care Plans, Asthma Action Plans, Emergency Care Plans, Asthma/Anaphylaxis medication provisions, Support Plans, Toileting Plans and other resources are completed and on-site at the time of each visit.
- Risk Assessments for any student with additional learning, health or behavioural needs must have been completed by the school and signed off on by the parent/caregiver/s.
- Parents/caregivers must confirm that their child/ren are free of any flu-like symptoms.
- Parents/carers are to report to a designated drop-off and collection zone for orientations, which may be onsite, but should not stay on site for more than 10 minutes. Crowding must be reduced and physical distancing markers in place where people are asked to queue. Orientation/transition visit times must be after the regular school start time as to avoid congestion and interaction between students attending the orientation and those already attending the school.



- Orientation visits must have staggered start and finish times to limit the number of people on-site and to prevent queueing.
- Orientation visits must promote good hygiene (including the wiping of pens, provision of sanitiser and soap/paper towels in bathrooms and the wiping down of equipment/high touch areas after use).
- Parents/caregivers coming on-site for 10 minutes to drop children off at the orientation must:
 - Maintain physical distancing of 1.5m;
 - Sign an External Visitor's Form and check in using a QR Code;
 - Follow the relevant advice for the Merimbula / Bega Valley location, including wearing a mask if required;
 - A record of names/attendees and contact details for parents/carers on-site will be maintained and kept for 28 days after the event for the purpose of contact tracing.
 - Adopt and promote good hand hygiene practices.
 - Not access areas outside of the drop-off/collection zone.
 - Leave immediately after the orientation (and avoid mingling with other parents/caregivers onsite/at the parking areas).



Orientation Days

Kindergarten Class of 2022 Orientation Days – Entire Cohort:

Wednesday, November 3, 2021 – 9.45am – 10.45am;

Wednesday, November 10, 2021 – 9.30am – 11.00am; and

Wednesday, November 17, 2021 – 9.30am-12.00pm.

Merimbula Public School
Excellence
Opportunity Success

WELCOME
At Merimbula Public School we believe that every student should be empowered to achieve at their highest capability. We believe every student should be challenged to learn and should continually improve through engagement in dynamic teaching and learning programs, high expectations and a supportive environment via access to an extensive and inclusive curriculum that addresses individual student needs. We provide an environment where achieving one's best is inevitable. Join our friendly MPS family! It's as easy as 1, 2, 3!

BOOK A TOUR
Enrolment tours commence May 17
Get in quick to ensure your preferred time and so that we can start catering for your child's needs!
PH: (02) 6495 1266
Book your tour & meeting with the Principal ASAP!

PARENT INFO NIGHT
Come and visit our Kindy Classrooms
Thursday, June 10 4.30-7.30pm
Learn about our Orientation Program, Preparing Your Child for School & Our 2022 & 2023 Kindy Program
Childcare is free on the night!

ORIENTATION VISITS
Wednesday, November 3
9.45am – 10.45am
Wednesday, November 10
9.30am – 11.00am
Wednesday, November 17
9.30am – 12.00pm

ENROL NOW!
CALL US FOR MORE DETAILS
(02) 6495 1266

Kindergarten 2022 Orientation Program



Education

VISIT 1

WEDNESDAY, NOVEMBER 3, 2021 –

9.45AM – 10.45AM;

Drop-off/Collection Zone 1 – **Group 1:** Back Gate on Henwood Street: Boys 9.30am-10.45am / Girls 9.45am – 11am;

Drop-off/Collection Zone 2 – **Group 2:** Administration Office Gate: Boys 9.30am-10.45am / Girls 9.45am – 11am;

Drop-off/Collection Zone 3 – **Group 3:** Hall Gate: Boys 9.30am-10.45am / Girls 9.45am – 11am / *Support Class* students 9.15am-10.45am;

ORIENTATION INFORMATION

Families will be advised of student enrolment group numbers in their enrolment acceptance letter. Letters will be sent home this week for those who have already attended their interview/tour.

Group numbers and enrolment acceptance letters will be provided to all other families following enrolment interviews.

Students should bring a hat and water bottle (both labelled) and wear suitable footwear for fitness and gross motor activities.

More information about our orientation program will be shared in the acceptance letter, on Facebook and via our School Stream communications app.

VISIT 2

WEDNESDAY, NOVEMBER 10, 2021 –

9.30AM – 11.00AM;

Drop-off/Collection Zone 1 – **Group 1:** Back Gate on Henwood Street: Boys 9.30am-10.45am / Girls 9.45am – 11am;

Drop-off/Collection Zone 2 – **Group 2:** Administration Office Gate: Boys 9.30am-10.45am / Girls 9.45am – 11am;

Drop-off/Collection Zone 3 – **Group 3:** Hall Gate: Boys 9.30am-10.45am / Girls 9.45am – 11am / *Support Class* students 9.15am – 10.45am;

VISIT 3

WEDNESDAY, NOVEMBER 17, 2021 –
9.30AM-12.00PM;

Drop-off/Collection Zone 1 – **Group 1:** Back Gate on Henwood Street: Boys 9.30am-11.45am / Girls 9.45am – 12pm;

Drop-off/Collection Zone 2 – **Group 2:** Administration Office Gate: Boys 9.30am-11.45am / Girls 9.45am – 12pm;

Drop-off/Collection Zone 3 – **Group 3:** Hall Gate: Boys 9.30am-11.45am / Girls 9.45am – 12.00pm / *Support Class* students 9.15am – 11.45am.

****Students are to bring a packed lunch and fruit snack to this Orientation Visit.**

Orientation Days

Small Group Support Transition Days will occur on the following dates:

Tuesday, July 20, 2021 – 9.45am – 10.45am;

Tuesday, August 3, 2021 – 9.30am – 11.00am;

Tuesday, August 17, 2021 – 9.30am – 11.00am; and

Tuesday, September 7, 2021 – 9.30am-11.00am.

Merimbula Public School
Excellence
Opportunity Success

DOES YOUR CHILD NEED EXTRA SUPPORT?
At Merimbula Public School we believe that every student should be empowered to achieve at their highest capability.
We provide specialised support for students with additional needs & disability, both in mainstream settings and within our three support classes.
These classes provide a tailored environment to optimise student learning, wellbeing and social, emotional and physical development.
Our life skills and gross motor programs set our students up for a bright future!
We provide an environment where achieving one's best is inevitable.
Join our friendly MPS family!
CALL US FOR MORE DETAILS
(02) 6495 1266
We are here to help!

BOOK A SUPPORT CLASS & MAINSTREAM SETTING TOUR TO DECIDE ON YOUR CHILD'S BEST LEARNING PATHWAY
Enrolment tours commence May 17
Book your support meeting with the Principal now, to ensure your preferred time, so that we can start collecting for your child's needs, create Support Plans, Individual Education Programs and/or Health and Wellbeing Plans and put them in place.

PARENT INFORMATION NIGHTS
Learn about our support programs for children with additional needs and/or disability
Monday, May 24 (6.30-8pm)
Learn about our Kindy program, transition and orientation days
Thursday, June 10 6.30-7.30pm
Childcare is free both nights!

SMALL GROUP TRANSITION VISITS FOR STUDENTS WITH ADDITIONAL NEEDS
Tuesday, July 20
9.45am – 10.45am
Tuesday, August 3
9.30am – 11.00am
Tuesday, August 17
9.30am – 11.00am
Tuesday, September 7
9.30am – 11.00am

Support for Students with
Additional Needs



Education

https://education.nsw.gov.au/parents-and-carers/inclusive-learning-support?fbclid=IwAR3WPWwly1Rju3G547tWrqD13uk0SsMHX7ZOsoYt8C87JjstJqlhrG5L2b4

NSW GOVERNMENT Website Education

Early childhood education ▾ Public schools ▾ Teaching and learning ▾ Student wellbeing ▾ Policy library Parents and carers ▾

Inclusive learning support



[Home](#) > [Parents and carers](#) > Inclusive learning support

Welcome!

This site has been created to support you, the families and carers who have children with disability or additional learning and support needs.

[Where do I start?](#)



Inclusive learning and support for all children

NSW public schools are well prepared to support students with disability and additional learning and support needs and staff are ready to answer your questions. Find out more about how we support you and your child.



Starting school with additional needs

All children in NSW can enrol in their local public school. There's a place for every child. Find out where to start.



Support and adjustments

The support available for children at school, and requesting adjustments for child.



Learning and development

Early intervention options and planning for personalised learning for your child.

OUR SCHOOL VISION


Merimbula Public School aims *to provide an environment where achieving one's best is inevitable.*

Our school values:

- **Responsibility** - Doing the right thing at the right time;
- **Respect** – Treating others how you would like to be treated;
- **Resilience** – Dealing with life's challenges and staying positive.



Education



PREPARING AT HOME



There are a number of things to plan and organise before school starts.

- Budgeting –
New Costs/Activities (Incursions/Excursions/Items for Class)
- School Uniforms –
Uniforms (& a bag, lunchbox, hat, shoes/runners)
- Voluntary School Contributions –
Voluntary/Support Programs (\$45 p/a per child)
- Medical Information/Needs–
Asthma/Anaphylaxis/Emergency Response Plans (& Medications)





UNIFORM SHOP

Uniform Shop Times 2022:

- *Monday to Wednesday 8-9am;*
- *Online store/items (see handout).*

The Uniform Shop will also be open for onsite visits in January.

Keep up to date with special times/days via our Facebook page.

Our Canteen also sells second-hand items for \$5 or \$10. Please contact our office for details.

OUR 2021 TEACHERS



Our 2021 Kindergarten teachers are very excited to be supporting your child's transition, and getting to know our school.

- KB – Mr Ben Kirk
- KV - Ms Jodi Vaughan (top)
- KS – Mrs Jenni Smith (bottom picture)

Ms Vanessa Bain will be the Stage 1 (Year 1&2) and Early Stage 1 (Kindy) Leader / Assistant Principal in 2022.

2022 Kindergarten teachers will be shared in the coming months.



ENROLMENT PROCESS



Thank you for your interest in seeking enrolment in a NSW Government school.

This application to enrol form is to be completed in English. If you need an explanation of any of the questions or help in completing this application, please ask for assistance from the school staff. You are welcome to provide further information on an attached sheet.

Before beginning to complete this form please refer to pages 15 and 16 of this form for details about completing this application and documents that you are required to provide to the school. An explanation of the purpose and use of the information you provide is given on page 13.

The school will notify you of the results of your application. The information you have provided will be used by the school for student enrolment if your application is accepted. Please do not purchase items such as uniforms until you receive confirmation of enrolment.

Student details

A. Student details

Family name

First given name

Second given name

Preferred first name

Gender Male Female

Date of birth

Into which year are you seeking to enrol this student? (mark only one box) K 1 2 3 4 5 6 7 8 9 10 11 12

Intended start date

OFFICE USE ONLY

School name

Student registration number

Date of enrolment at this school

Roll Class (eg 3 SMITH, 9R2)

Current scholastic year in which the student is enrolled (K-12) House group

Out of home care Yes No Name of statutory care provider

© Education NSW

Thank you for supporting us with enrolling your child early. Our enrolment process involves:

- Collecting Information / Enrolment Forms – *Medical, Disability, Education Needs*
- Meeting Children/Families – *What are your hopes/wishes? What are other ways we can help?*
- Contacting Childcare Centres- *Gaining educational background*

Merimbula Public School

Enrolment Interview

Child:

Age: D.O.B.:

6. Parent/Carer's Hopes and Wishes:

7. Parent/Carer's Concerns:

8. Learning Background (Explain RE Best Start):

Reading Writing Maths Other

9. Requests/Questions/Concerns RE Teachers:

10. Questions/Feedback about Merimbula PS (incl. Why did you choose our school?):

1. Welcome/Interviewee:

2. Other Children in School(s):

3. Read Through Enrolment Form/Discussion:

Background Parents/Carer Employment (FOE Related) Separated/Custody/Special Family Issues Special Circumstances Hearing Support/Needs Vision Support/Needs Speech Support/Needs Behaviour Support/Needs Permission to Publish Other

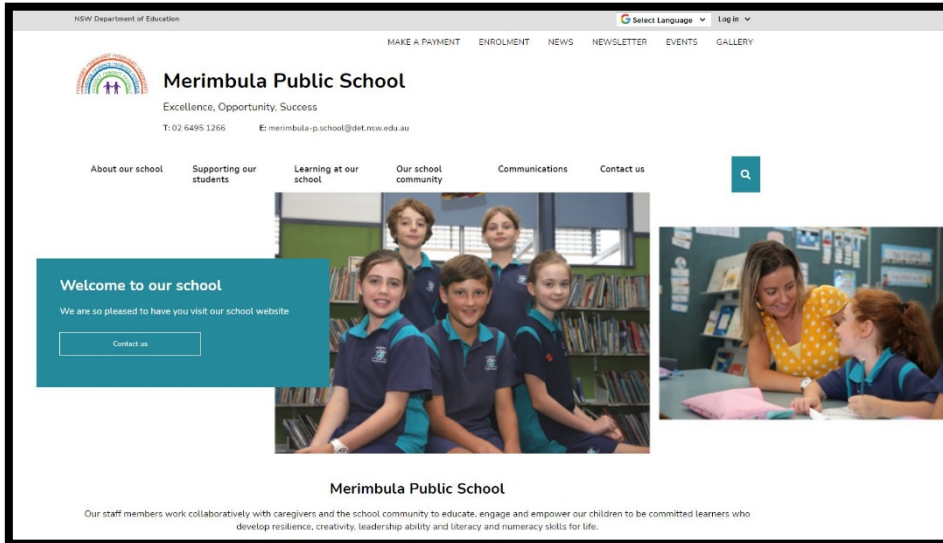
4. Students To Be Placed With:

5. Students NOT To Be Placed With:



Education

ENROLMENT PROCESS



Our school can help with enrolment queries throughout the year.

Local enrolment area

Check your address on [School Finder](#) to see if it is within our local intake area. Most schools have designated local enrolment areas. Note: local enrolment areas are subject to change.

How to enrol

[Apply online](#). If you are an Australian or New Zealand citizen or permanent resident you are eligible to complete the [online enrolment application](#). You will then need to finalise the application at the school.

If you are not eligible or prefer not to enrol online, use the [application to enrol](#) (PDF 768.4KB) form. Please complete the form in English. A [translated application to enrol](#) may help you do this.

For more information, visit [primary school enrolment](#).

Out-of-area enrolments

As outlined in the department's [enrolment policy](#), our school may accept enrolments from outside our local enrolment area if places are available.

We will assess applications for non-local enrolment on a case-by-case basis.

Temporary visas and international students

The [Temporary Residents Program](#) has information about eligibility and the forms to complete an application.

Distance education

Distance education is an equity program for students who are geographically isolated or whose individual circumstances prevent them from regularly attending school. Students must meet one of the conditions in the Distance Education Enrolment Procedures to be eligible to access this program as a full-time student.

For more information about educational opportunities in rural areas, visit [Rural and distance education](#).

School planning and reporting

Location and transport

Enrolment

Financial contributions and assistance

Our staff

Rules and policies

What we offer

History of the Jackson Cup



Transition Visits:

Classroom Visits

- Meeting Buddies, Reading/Drawing Activities/Fruit Break

Buddy Passport Tour

- Principal & Office, Library, Classroom, K-2 Eating Area/Toilets, Oval & Vege Garden, Canteen & Hall) and Singing in Classroom/Fruit Break

Buddy Sports and Games, Lunchtime Visit/Play, Songs & Passport Completion



- Parent Information Kit:
- *Complimentary Library Bag*
- *Preparing for Kindergarten Information*
- *Learning Resources*
- *Bus Travel Information*
- *(Policies and other information are sent out in Term 1 and are on our web site).*

Prior To School Settings



In the prior to school environment parents/educators are responsible for the education and care of the child.

Children are free to move around the home/centre choosing activities that are of interest to them.

PLAY is used to promote learning because this is how young children learn and play supports **all** aspects of development.

The Importance of Play

Play assists children to become **engaged** and **successful** learners.

Play encourages curiosity, problem solving, persistence, commitment, cooperation and resilience.

Play helps develop language and communication skills.

Play helps develop **literacy** and **numeracy** skills.



TRAVEL TO AND FROM SCHOOL

Rural and regional school travel

Apply online for free school travel in rural and regional NSW. You only need to complete one form, even for journeys using more than one operator.

Who can apply?

To be eligible for free school travel, students may need to live a minimum distance from their school:

Years K-2 (Infants)

There is no minimum distance.

Years 3-6 (Primary)

More than 1.6km straight line distance or at least 2.3km walking.

Years 7-12 (Secondary)

More than 2.0km straight line distance or at least 2.9km walking.

Who needs to apply

You only need to apply if the student has never been approved for free school travel before. Students in a shared parental responsibility situation (e.g. joint custody) should submit a separate application for both addresses.

How to update your details

You need to update student details online if the student is changing their name, address, school or campus, or their transport operator. You can update them at apps.transport.nsw.gov.au/ssts/updatedetails#updateDetails

Frequently asked questions

Does the approved free travel include travel outside school hours?

Approved free school travel is only for travel to and from school. So for travel after hours, on weekends or during school holidays, students will need to buy a ticket.

What if there's no public transport in my area?

In areas where there is no public transport, you may be able to get a subsidy for driving the student to school. For details, visit transport.nsw.info/school-students

How do I apply if the student needs to travel from two addresses because the parents live separately?

Each parent (or the student if aged 16 or over) needs to apply separately for each address. The same minimum distances apply.

How to apply for free travel for the first time

You can apply for free school travel for next year from the start of Term 4 this year.

Step 1

Once you have enrolled your child at the new school, apply online by giving your home address and telling us which bus company the student needs to travel with between home and school. You can apply online at apps.transport.nsw.gov.au/ssts/home#/howToApply

Step 2

The school then confirms to us that your details are correct.

Step 3

We will then work on your application. You will get an email confirming if the student is approved for free travel. If so, we will tell your local bus company who may send a school travel pass (if needed) to your school or, in some cases, the bus company will contact you directly about travel arrangements.

A parent or guardian must apply for students aged 15 years and under. Students who are 16 years and over must apply for themselves.

Want to know more?

For more information, visit transport.nsw.info/school-students

For help in your language, call the Translating and Interpreting Service (TIS) on 131 450.

Privacy
For information on how we handle personal information please refer to the Open Privacy Policy at transport.nsw.info/ssts/privacy-policy and the School Bus Terms at transport.nsw.gov.au/ssts/termsandconditions



- All Kindergarten children (and those from K-2) are able to get free bus travel (to/from school). There is no minimum distance.
- If you require a bus pass, please complete the online application form at: transportnsw.info/school-students
- Assisted transport funding can be applied for if your child lives beyond walking access to a bus stop. See our Administration Staff (Mrs Jackie Roberts) for details.
- Our staff put symbols on students' hands in Term 1, so that they can be supported in getting to the correct line/area: 15=Bus Numbers/P = Pick Up/ W= Walking Line

YOUR CHILD'S BELONGINGS



- Use a permanent laundry marker to label clothes, hats and shoes, or sew or iron on personalised labels.



- Go through your child's bag with them each night, check for notes & check that labels haven't faded with washing.
- If something doesn't come home, ask at the office where the school's lost property area is.

A SMOOTH START – SCHOOL TIMES

- Children and are always supervised by qualified teachers, whether they are in the classroom or on the playground.
- School starts at 8.55am (bell rings) for all students and ends at 2.55 pm.
- Teachers are on duty/supervising from 8.25am. *Students should not arrive before this time. There is no supervision after 2.55pm, therefore the equipment/play areas cannot be used.*
- In 2022, we will be again be ringing the morning bell at 8.55am. Kindergarten to Year 2 students take part in a daily gross motor program at this time.
- We are hoping to have our own **Out of School Hours Care** running, before 2022. *Please complete our OSHC Survey today to assist us in this regard.*

*Our **Before School, After School and Vacation Care** will be operated by OUR staff, for OUR students. Only Merimbula PS students will attend this service.*





A SMOOTH START – SCHOOL ACTIVITIES

Children have their “Home Class Teacher” for all activities except:

- If the teacher is absent/released for professional learning courses;
- When their teacher has Duties Other Than Teaching (DoT). During this time your child will attend the following weekly activities:
 - ✓ *Media and Text Studies – with a librarian (to learn and borrow), Mrs Feneck or Mrs Pearce.*
 - ✓ *Japanese and Asian Cultural Studies – With Sensai Fowler (Mrs Amanda Fowler).*
 - ✓ *In 2021, Kindy students also have PE and music with a specialist teacher 2022 curricular programs will be confirmed in the coming months.*


A SMOOTH START

- Your child is not expected to be able to read or write before starting school.
- It would be helpful if he/she could recognise their name.
- If you spend some time with your child reading and doing other fun activities, they will be off to a great start.
- The main thing is that your child feels confident about starting school.
- Please do not teach them to write their name all in capital letters. If teaching them to write their name, please only capitalise the first letter.



Education






NUMERACY |

MATHEMATICS


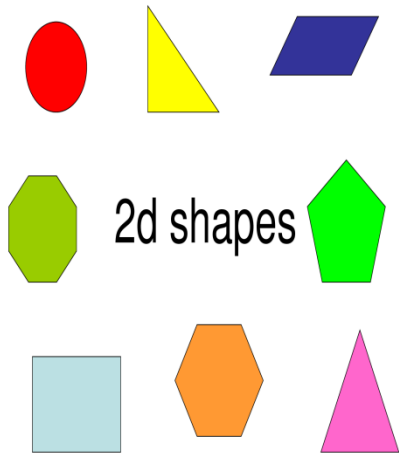
- Some tips for helping you child with numeracy:
 - ✓ Use objects - fingers or blocks – so you child can see and count one at a time.
 - ✓ Play games – such as dominoes, snakes and ladders, card games or board games involving dice. This will help your child to recognise patterns and to count.
 - ✓ Shapes – Look at the shape of objects in the home or garden, see what shapes your child can recognise, eg: the roof is a triangle.






BY THE END OF KINDERGARTEN, STUDENTS ARE EXPECTED TO BE ABLE TO:


- ✓ Count numbers to 30
- ✓ Read numbers to 20
- ✓ Write numbers to 20
- ✓ Add numbers to 10
- ✓ Subtract numbers to 10
- ✓ Share objects
- ✓ Use everyday language to describe position
- ✓ Use the language of measurement
- ✓ Identify and describe simple 2D and 3D shapes



- ✓ Share objects
- ✓ Use everyday language to describe position
- ✓ Use the language of measurement
- ✓ Identify and describe simple 2D and 3D shapes



LITERACY





READING



- Some tips for helping you child with Literacy
 - ✓ **Read aloud** – to your child every day. Try use different voices, lots of emotion, use sound effects and funny faces. Change the tone in your voice, vary the loudness or softness.
 - ✓ **Talk with your child** – about the meaning of a book you have just read or ask them about different ways to solve a problem.
 - ✓ **Practice** – reading and writing at home, eg making grocery lists, writing the alphabet, playing word games such as Boggle.



READING



InitialLit–Foundation Fact sheet



whole-class initial instruction in literacy

What is InitialLit?

InitialLit is an evidence-based whole-class literacy program which will provide all children with the essential core knowledge and strong foundations to become successful readers and writers. InitialLit is a three-year program, covering the first three years of school (typically Foundation to Year 2). InitialLit–Foundation was released in 2017, InitialLit-1 in 2018 and InitialLit-2 in 2019.

InitialLit marks a departure from remedial literacy education for MultiLit, instead addressing initial instruction in the hope that by providing strong foundations in reading and writing from the outset, fewer children will fall behind and require more intensive intervention.

In the context of a Response to Intervention approach, InitialLit is a Tier 1 program, designed to be delivered to whole classes by classroom teachers.

What is InitialLit–Foundation?

InitialLit–Foundation (InitialLit–F) offers an explicit and effective model for teaching reading and related skills to children in their first year of schooling in a fun and engaging way.

The program incorporates daily lessons in phonemic awareness, reading and spelling as well as rich language instruction using children's literature. A set of decodable readers, InitialLit Readers (Levels 1-9), which are aligned to the instructional sequence, accompany the program to help children to consolidate and generalise their skills.



The InitialLit–F approach

InitialLit–F incorporates the key components necessary for early reading instruction – phonemic awareness, phonics, fluency, vocabulary and comprehension. It is implemented across the four terms of the Foundation year.



Education

InitialLit–Foundation Parent/Carer information



whole-class instruction in literacy



LITERACY INCLUDES:

Reading, Writing and Speaking and Listening.

The components of a literacy session should include:

- ✓ *Daily modelled and independent writing.*
- ✓ *Daily modelled / shared and guided reading.*
- ✓ *Daily talking and listening activities.*
- ✓ *Daily reading to students.*



WRITING

- ✓ Sentences
- ✓ Modelled Writing
- ✓ Handwriting



FOUNDATION STYLE

The NSW Foundation Style (graphic overview)

THE SMALL LETTERS
u y v w a d d g q c e o
(optional)
f j s n r m h k b p l t i x z


THE CAPITAL LETTERS

U C G O Q J S
B P R D I L E F H T
(optional)
A V W M N
K Y X Z

THE NUMERALS

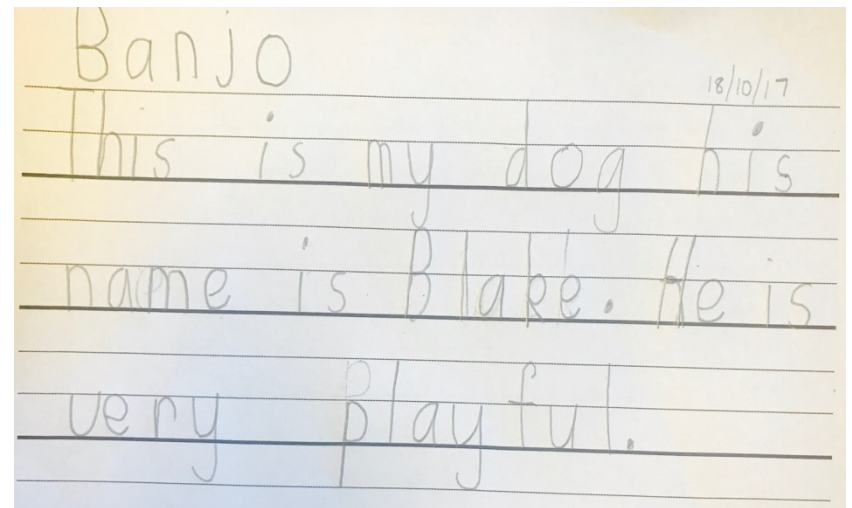
0 1 2 3 4 5 6 7 8 9

INDEPENDENT WRITING


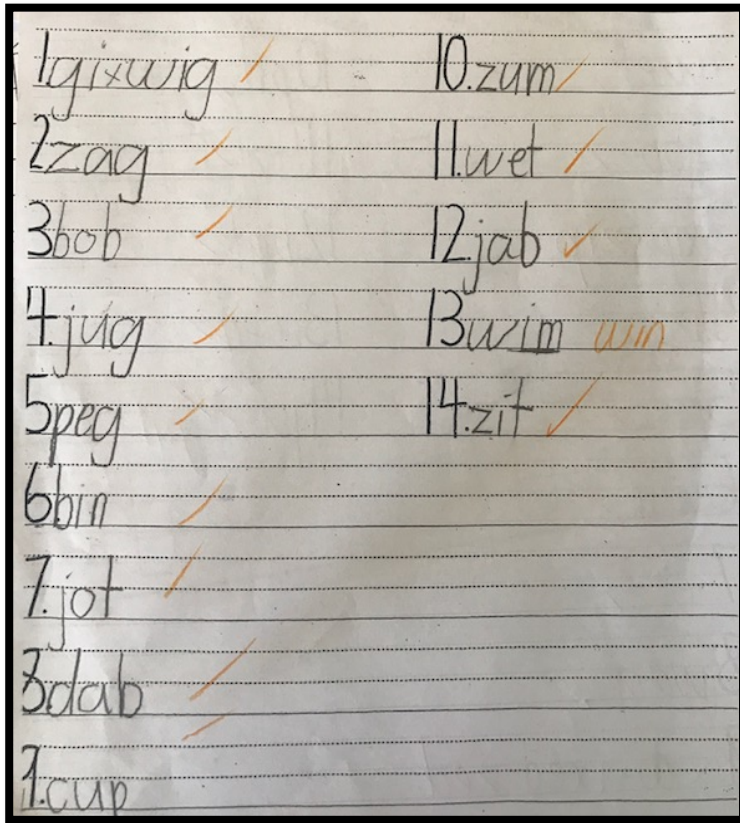


Beginning of Kindergarten

End of Kindergarten



INDEPENDENT WRITING



INITIAL SOUNDS

- ✓ Phonological Awareness
- ✓ Phonemic Awareness
- ✓ Phonics

Scope and sequence of InitialLit-F/1/2

Phonics

The following grapheme-phoneme correspondences are taught for both reading and spelling.

Foundation	Year 1	Year 2
m, s, t, a	*Review Foundation skills	*Reteach/review Year 1 skills plus ...
p, i, f, r	ai, ay	ch (school)
o, c, d, h	ee, ea (leaf)	ph (phone)
e, n, g, l	oa, ow (snow)	Silent letters k, b, w
k, u, b, j	_y (cry), igh (light)	Consonant + le (candle, bubble, table)
w, ck, ll, ff, ss	ue (glue), ew (grew)	tion (action, station)
sh, qu, ee, z/zz	ar	
ch, v, x, y	or/ore	Other
wh, th, oo (moon, book), ng, ay	ir, ur, er	Compound words (Year 1 and 2)
CVCC words	split digraph	VC/CV syllable pattern (Year 1 and 2)
CCVC words	ow (cow), ou (cloud)	V/CV syllable pattern (Year 2)
CVCC, CCVC words	aw, au	**Schwa (Year 1 and 2)
	_y, _ey (ē)	
	oy, oi	
	eer, ear (hear), ear (bear)	
	air, are (care)	
	soft c, g	
	_dge/_ge	
	_tch	

QUALITY LITERATURE & BOOKS



- ✓ Model good reading
- ✓ Build vocabulary
- ✓ Display the richness of language
- ✓ Tell stories
- ✓ Teach Themes and build field knowledge
- ✓ Inspire writing



SPEAKING AND LISTENING

- ✓ Rhymes
- ✓ Songs
- ✓ News
- ✓ Reporting on Activities
- ✓ Drama
- ✓ Group Work
- ✓ Sharing Time





LIFE AT SCHOOL

- Kindergarten classrooms are happy, exciting and bright places.
- They will sing and learn about science, numbers, letters, shapes and patterns.
- They will work on computers and do many other activities.



HEALTHY DAYS (AND NIGHTS)

- Your child needs healthy food for energy and concentration at school. A healthy breakfast will sustain them through the morning and then they need a range of healthy foods for recess and lunch to get them through the school day.
- Bed time should be around 7.30pm at the latest.

- Our break times are:

Crunch and Sip – Usually around 10am (or between 9-11am)

Lunch – 11am to 11.30am

Recess – 1.15pm to 1.55pm

- Write their name on their lunch box, water bottle and any other containers.
- Pack food that is easy to open, easy to eat and not messy.
- Work on opening packaging and containers.
- We only have recycling bins (rubbish comes home).





ARE WE A NUT FREE SCHOOL?

NO

- Many children suffer from allergies to a variety of foods, ticks and other materials, and may experience minor or life threatening reactions. We cannot guarantee the elimination of these items (ie: if a child eats peanut butter before school). We do educate classes though, and ask parents to bring in tissues and hand soap at the start of each year.
- *Our ‘Sandy Beach Café’ / Canteen does not sell nuts.*
- *Our canteen is open daily. Lunch orders are collected before 9am. Special food order days occur twice a term.*

Ready for school checklist

This year

- ✓ Attend school orientation or transition to school program.
- If your child has an allergy, medical condition, takes medication or has any special needs, inform the school as early as possible.
- Fill in a travel pass online application if this applies to you.
- Organise out of school hours care.
- Practise walking or travelling to school.
- Continue reading to your child.

Things you might to buy

- School uniform (summer, sports, hat, school bag).
- White socks and running shoes
(try velcro straps if your child can't tie laces).
- Lunch box, water bottle and raincoat.





**Thank you for reading
Merimbula Public School's
Information Kit Resources
for Kindergarten 2022**

**We look forward to welcoming
you to our Kindergarten Family
& school community in 2022**



Education